


Friday 26<sup>th</sup> June 2020

Hi Reception children,

It's Friday and the end of a long hot week! I'm sure the weather has made it extra hard to complete these virtual tasks!

On this plan you will find today's virtual Maths, Phonics and Handwriting. In Maths you are learning about time, in Phonics you are learning about the "air" trigraph and for handwriting we are learning how to write some more tricky words. You might do some writing or reading outside again.

<p>Maths</p> <p>Mental Maths- 10 mins</p> <p>Maths and writing activity- 20-30 mins</p>	<p><b>Task 1-</b></p> <div data-bbox="491 824 973 1249"></div> <p>Zog makes various attempts to fly and always remembers to practise just like his teacher tells him to. It's time to be dragons! Can you time your flights?</p> <p><b>Task 2-</b></p> <p>You could time on a stopwatch, a watch, a clock or a timer on a phone/tablet.</p> <p>You might just want to talk about the minutes and round the time up or down to the nearest minute</p> <p><u>or</u></p> <p>talk about the minutes and seconds</p>
---	---



## Talking Together

Set out your flight plan! Get timing!



Dragon Flight Plan


<u>Flight</u>	<u>Time taken</u>
Around the room	
Around the downstairs	
Around the upstairs	
Around the house	
Around the garden	
Around the park	
?	
?	



White  
Rose  
Maths

*(You don't have to use a park (!) use a different place or just do the others listed.*

## Task 2- (optional)



### Flying doctor biscuits

Lots of us have been doing baking recently. We know how helpful the flying doctors were to everyone in the story.

Use your skills in weighing and measuring to make flying doctor biscuits. Who could you bake these for.

White  
Rose  
Maths



#### Ingredients ( A grown up)

- 350g/12oz plain flour plus extra for rolling out
- 1 tsp bicarbonate of soda
- 2 tsp ground ginger 1 tsp ground cinnamon
- 125g/4½oz butter
- 175g/6oz light soft brown sugar
- 1 egg
- 4 tbsp golden syrup

**To decorate** - writing [icing](#) /cake decorations  
(Colours that doctors/nurses /paramedic's might wear.)

### Talking Together - How to make your Gingerbread NHS

1. Sift together the flour, bicarbonate of soda, ginger and cinnamon and pour into the bowl. Add the butter and stir until the mix looks like breadcrumbs. Stir in the sugar. (Use a food processor if you have one to make it easier.)
2. Lightly beat the egg and golden syrup together, add to the mixture until the mixture clumps together. Tip the dough out, knead briefly until smooth, wrap in cling film and leave to chill in the fridge for 15 minutes.
3. Preheat the oven to 180°C/160°C Fan/Gas 4. Line two baking trays with greaseproof paper.
4. Roll the dough out to a 0.5cm/¼in thickness on a lightly floured surface. Using cutters, cut out the gingerbread people shapes and place on the baking tray, leaving a gap between them.
5. Bake for 12-15 minutes, or until lightly golden-brown. Leave on the tray for 10 minutes and then move to a wire rack to finish cooling. When cooled decorate with the writing icing. Who will you make?



*Don't forget to share what you have been up to on Class Dojo!*

Phonics  
15 mins

In today's Phonics it is "Fun Phonics Friday" and Mr Mc is teaching the "air" trigraph. Are you ready?  
<https://www.youtube.com/watch?v=sgAJG0lqajg>

*Want to do some more?*

Have a go at playing Mr Mc's "Countdown clock" game-  
<https://www.youtube.com/watch?v=OAD7tsS8vtk>

Handwriting

15 minutes

Today we are using our fantastic letter formation again to write some tricky words which cannot be sound-talked.

Try practising them using some of the ways in yesterday's video.

Today practise reading and writing-

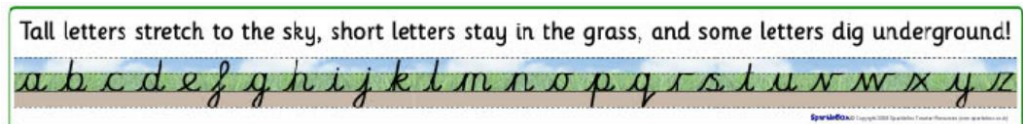
they

my

your name...

Can you write your first name, last name neatly? Starting and finishing in the right place?

They went to the shops.



This video shows you how to write the cursive alphabet-

<https://www.youtube.com/watch?v=2NQ6uS8blwY&t=133s>