

Friday 15<sup>th</sup> January 2021

Happy Friday everyone! What a great week it has been. I have seen some fabulous learning and I have finally got a functioning laptop which records!

Don't forget to try and upload your work for each day so I can celebrate and feedback on. We are still collecting Dojo points.

Have a good weekend Hedgehogs!

Remember our 11.30am Zoom. Looking forward to seeing you all.

Mrs Hoddy

Subject Resources List

#### Handwriting:

- Whiteboard
- Whiteboard pen
- OR
- Pencil
- Exercise Book/Paper

#### Phonics:

- Whiteboard
- Whiteboard pen
- Pencil
- A4 paper
- Container

#### Maths:

- Pencils
- Paper
- Exercise book

#### Literacy, topic and computing:

ART:

- Paper
- Pencils

- Colouring pencils
- Paint
- Glue
- Tissue paper or something similar

#### SCIENCE:

- A4 paper
- Pencil

Handwriting (10 minutes)

Remember you do not have to use a pencil or pen today. You could use flour, sand, mud, sticks, oats or a brush and water.

Can you practice the letter **f**?

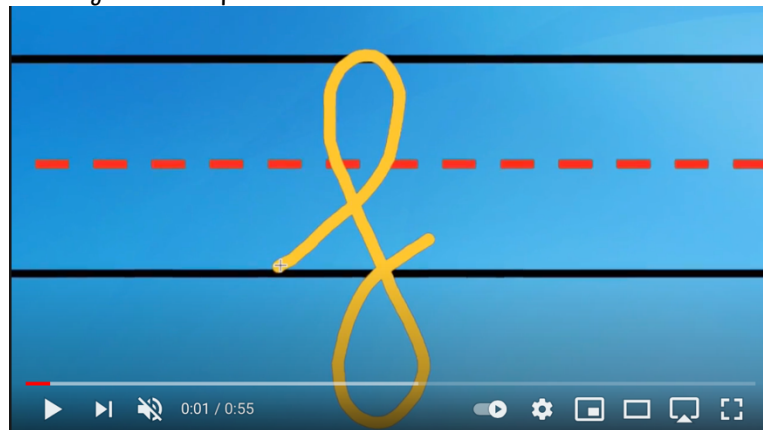
Write the letter, words and a sentence. Make sure you are making your tall letters tall, your long letters long and you are trying to keep your letters the right size. If your child struggles to form letters, practice writing in the air and carpet and show them how to write it first.

Try writing:

f  
frog  
fog

frog in the fog

This video might help:



<https://www.youtube.com/watch?v=EPfsUHgWrgY>

Phonics (20-30 minutes)

Today we are learning the 'ow' digraph. Watch the teaching video below:



OW



Login details:

<https://ttsstorytimephonics.co.uk/>

Username: Spørle Primary

Password: XA\$!i@VB!QM8NqSh8iyeQHMG

Task: football fingers

Write these words on to small pieces of paper (about the size of a mobile phone):

bow

town

scowl


down

crown

Scrunch these up into balls. Using a container as a goal try to flick the balls into it. If you score a goal open up the piece of paper and read the word.

Maths (20 minutes)

Listen to this story talking about day and night:

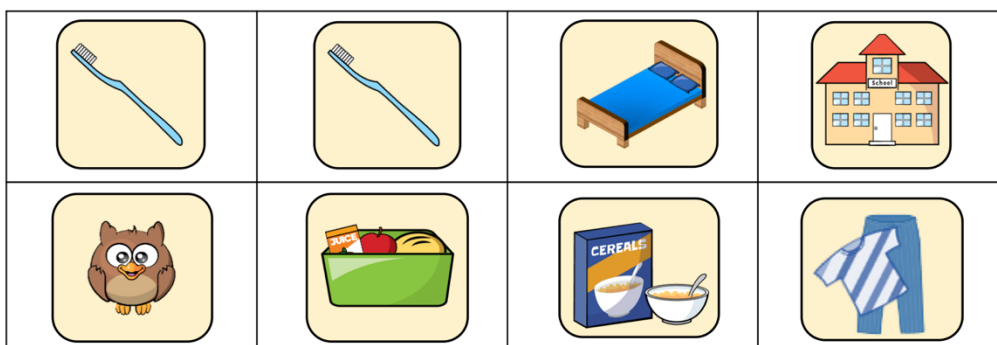


<https://www.youtube.com/watch?v=gW2bWLMcM0>

Today we are learning about night and day:

Can you sort the pictures?

Which activities do we do in the daytime? Which do we do at night?



What else we do during the day or at night?

Draw your own pictures and then add them to the correct group.


Literacy, Topic  
and computing:  
(15-20 minutes)

Art: Trees through the seasons


Split an A4 piece of paper into 4. Draw 4 outlines of trees. Label each box with the seasons: Spring, Summer, Autumn, Winter.

The Four Seasons


by \_\_\_\_\_



Spring



Summer



Autumn



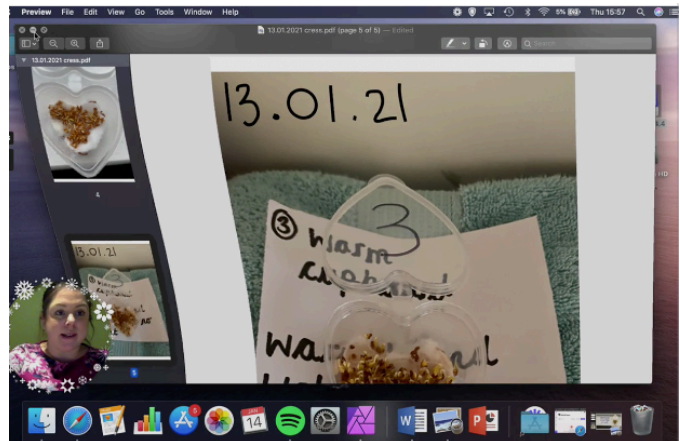
Winter

On your deciduous (des-id-u-us) trees draw/paint/stick leaves/blossom onto the tree showing what it would look like in that season.



### Science:

Watch the teaching video where we observe our cress experiment:



### Task

On another piece of A4 paper, draw diagrams of each pot and label it. Reception you might need to copy.

Use some of these words:

**germinate/germinating**  
**grow/growing**  
**healthy**  
**water**  
**plant**  
**warmth**  
**light**  
**seeds**

Story time/  
Dough Disco

OPTIONAL: Watch the story video below -  
The Highway Rat



Watch now

Short animated film. A greedy rat travels the highway in search of other animals' food, before his sweet tooth finally leads him to a sticky outcome.

Show more

Available now  
🕒 25 minutes

AD